






# Living Legacy

A PROJECT OF THE RABBINICAL COLLEGE OF AMERICA









Jewish traditional celebrations  
come alive with the

## *Holiday Series*

### *An Invaluable Resource For:*

- ◆ Raising the spirit and bringing fresh excitement to Jewish learning.
- ◆ Stimulating hands-on programs linking Jewish learning to Jewish practice and family celebrations.
- ◆ Experience the beauty and joy of Shabbat, holidays and festival rituals and observances.
- ◆ Gaining an expressive appreciation for Jewish tradition through active personal participation.
- ◆ Internalizing idea and concepts, leading to inner growth and further learning.
- ◆ Involving parents and families in the educational process.

### *A Jewish Educator's Dream Come True!*



Promote Jewish living and  
lifecycles with the

## *Mitzvah Series*



# *Shofar Factory*



**With unique media, and innovative presentation methods, participants will:**

- ◆ Gain insight into the significance of the Shofar in the celebration of Rosh Hashanah;
- ◆ Craft a genuine Shofar from the raw horn of a ram;
- ◆ See and hear a demonstration of the traditional blasts, while acquiring skills of blowing the Shofar;

**OPTION:** Craft one Shofar to be used at the school's discretion; for an additional fee, students may craft and take home their own Shofar.



# *Lulav and Etrog*

**In an imaginary shuk (market place), children become expert shopper where they:**

- ◆ Feel the distinct texture of Estrogim from around the world and smell their sweet fragrance;
- ◆ Smell and touch the other three species: the Lulav (palm branch); the Hadas (myrtle); and Arava (willow);
- ◆ Learn to arrange and hold a “Four Species” set in the proper manner, as well as the Torah source for each Mitzvah;
- ◆ Create a lulav-holder from strips of palm branches. The group receives one finished set.

This program is greatly enhanced when presented in a school or community Sukkah.





# Olive Press



**As a group of Macabees, students will refine the olive oil needed for the Temple Menorah while they:**

- ◆ Pit fresh olives, squeeze them with a hand press;
- ◆ Strain and spin the extract in a centrifuge to separate the pure oil;
- ◆ Enjoy a video of an olive oil factory in Italy, which introduces them to the modern process;
- ◆ Fashion a wick out of cotton for use with the oil when lighting the Menorah;
- ◆ Take home a sample of the oil.



# *Multimedia Megillah*

**Our multi-media presentation of the Megillah will add excitement and understanding to the story of Purim as children:**

- ◆ View a full-color slide show painted by artist Norman Nodel, and produced by Tzivos Hashem;
- ◆ Enter the story of Purim as actors and actresses;
- ◆ Learn about, and practice the Mitzvot of Purim.







# Matzah Bakery



**Passover will become more meaningful when children have a chance to dig into the dough as they:**

- ◆ Produce flour from wheat kernels, winnow, and separate the chaff from the grain;
- ◆ Collect the grain into a hand-driven wheat mill and grind it into flour;
- ◆ Knead, roll, and bake the dough into a handmade matzah in the required amount of time;
- ◆ Delight in taking home their very own freshly-baked matzah, a baker's hat, and a Shmurah Matzah for their family Seder table.



# *Torah Factory*


**The extraordinary complex process of creating a Torah, including its wooden, metal and cloth ornaments, are highlighted. Participants:**

- ◆ Gain an appreciation of the skills required for this intricate task;
- ◆ View a video and samples illustrating the process of making a Torah scroll, starting with the raw hide, through the tanning and sanding, until the parchment is finished;
- ◆ Write their Hebrew name with a goose quill, in the script used by the sofer, on a piece of finished parchment which they take home;
- ◆ Take home a souvenir scribe's kit.

This program may be adapted for a Torah-writing ceremony (starting or completing).







# Mezuzah



**Aided by diagrams of home entrances and doorways, and with an assortment of Mezuzah scrolls and beautiful covers, students:**

- ◆ Learn the laws and customs pertaining to the Mezuzah scroll, its cover and placement;
- ◆ Gain insight into the layout and design of the scroll;
- ◆ Examine Mezuzot in varied styles, sizes and conditions;
- ◆ Create a copper Mezuzah cover with their own original design, which they take home.




# Havdalah

**The Havdalah ceremony comes to life as students explore its meaning and assemble their own Havdalah kits. They:**

- ◆ Touch and examine the ritual objects used in the Havdalah ceremony and discuss their significance;
- ◆ Dip wicks into vats of hot beeswax and then weave the thin candles to create a beautiful Havdalah candle;
- ◆ Make a fragrance holder using bits of cloves, foam balls and cloth;
- ◆ Learn how to recite and lead the Havdalah service.
- ◆ Receive a full-color laminated Havdalah card to complete the kit.



# Tefillin



**Participants learn about the art and skills of Tefillin fabrication, including some of its hidden meanings. They:**

- ◆ Touch and examine an assortment of parchment samples, scripts and Tefillin sets;
- ◆ Follow the process of creating a Tefillin set, starting with a piece of raw hide;
- ◆ Perform the task of a sofer (scribe) and proofread copies of a Tefillin scroll;
- ◆ Try their hand at making a Tefillin knot.





# Tallit


**A display of a variety of Tallit/Tzitzit styles and sizes captivates the attention of the students. They:**

- ◆ Explore the process of Tallit-making and the origins of the different styles and colors;
- ◆ Discover the significance of Tallit lines, blue thread and Tzitzit (knotted strings);
- ◆ Learn the formula to tie and knot Tzitzit, which they take home in an attractive holder.





# Mikvah



**This workshop, catered to confirmation classes and the upper grades of elementary school, features:**


- ◆ A tour of the beautiful Mikvah facilities.
- ◆ A video presentation explaining the significance of this mitzvah.
- ◆ Visual displays and step-by-step construction of a Mikvah, as well as Mikvahs throughout history.
- ◆ A question-and-answer session.



# Kosher

**The Kosher Workshop will provide an engaging “crash course” regarding the laws of keeping Kosher, it will:**

- ◆ Introduce children and families to the fundamentals of kashrut.
- ◆ Take participants behind the scene to see the intricacies of kosher certification.
- ◆ Provide a hands-on experience of kosher shopping.
- ◆ Demonstrate the practical practice of kashrut observance in our home.





“Over the past few years, the Living Legacy has been *an invaluable resource and program for our community*. I have used their services in all the institutions I have worked for.” – **Tamar**, Principal

“The Shofar Factory, as you present it, is a wonderful learning experience for young and old alike. *Thank you so much for bringing your special “magic” to our families.*” – **Beverly C.**, Parent

“Traveling Rabbi’s “Living Legacy” workshops brings biblical tradition to life and *is instrumental in teaching the significance of Jewish holidays.*” – **Pat T.**, Reporter

“Dear Rabbi, Thank you so much for such a wonderful presentation of the “Olive Press” program to our class. *They thoroughly enjoyed the hands-on approach* and we look forward to our next program with you. B’Sshalom.” – **JoEllen**, Teacher

“I had so much fun at the Havdalah workshop. We learned so much about the prayer and Havdalah things. *My favorite part was when I was able to dip the strings into hot wax to make real candles.*” – **Avi**, Inspired Participant

Programs are portable for easy transport to your  
school, synagogue, youth club, or other location.  
Just tell us where, and we'll be there!

Programs are seasonal with individual fees.

For more information or to schedule a program, please contact:

### **The Living Legacy**

Rabbi Zalman Grossbaum, Executive Director  
Rabbi Yisroel Rosenblum, Director

61 N. Ashby Avenue, Livingston, NJ 07039  
tel: 973-597-0618 fax: 973-597-0675  
e-mail: [Legacy@NJJewish.com](mailto:Legacy@NJJewish.com)  
[www.NJJewish.com](http://www.NJJewish.com)

# *Living Legacy*

A PROJECT OF THE RABBINICAL COLLEGE OF AMERICA

